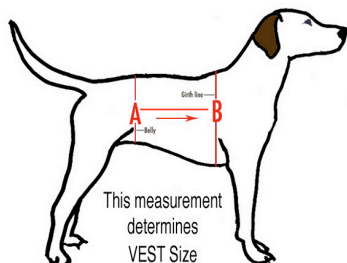


# Har-Vest Fitting Guide 2010

**Fitting Har-Vest** correctly for your dog helps ensure comfort & performance both on and off leash. This fitting guide is designed to make sizing as simple as possible.

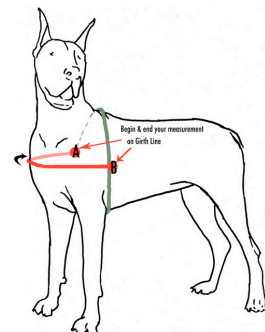
1. Measure torso to determine vest size - S, M, L or XL [*Pocket & XS sizing on separate guide*]



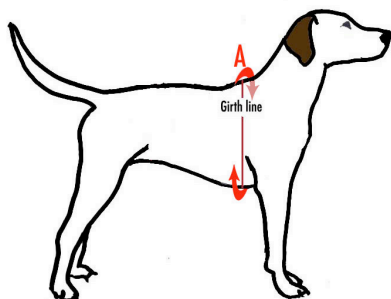
<u>Vest Size</u>		<u>Breed types</u>	<u>Weight lbs.(approx)</u>
Small	8.5" x 15"	JRT, cairn, sheltie, corgi, beagle	15 - 35 lbs.
Medium	11" x 16.5	Springer, Border Collie, Aussie	30 - 55 lbs
Large	12.5" x 18"	Labs, Goldens, GSD, Rottie	50 - 95 lbs.
XL	14" x 19.5	Giant Breeds/ Oversized Dogs	90 + lbs.

2. Wrap tape measure around chest of dog to determine O-Ring/Chest Strap size.

<u>Chest/ O-ring</u>	<u>Color Code</u>	<u>Measurements</u>	<u>Breed Types</u>
Size 1	White	10 - 12"	Corgi, beagle, JRT
Size 2	Yellow	12 - 15"	Springer, Border Size 1
Size 3	Green	15 - 21"	Labs, Goldens, GSD, Rottie
Size 4	Orange	18 - 26"	Giant Breeds over Oversized Dogs



3. Wrap tape measure around girth of dog to determine girth strap size.



<u>Girth Straps/Color Code</u>	<u>Measurements</u>	<u>Breed Types</u>
Size 1 White	9.5 - 13"	JRT, sheltie,
Size 2 Yellow	13 - 21"	Springer, Border Collie, Aussie
Size 3 Green	17.5 - 29	Labs, Goldens, GSD, Rottie & Giant Breeds



If you have any additional questions on fitting/sizing, [please let us know.](#)